

Lamb

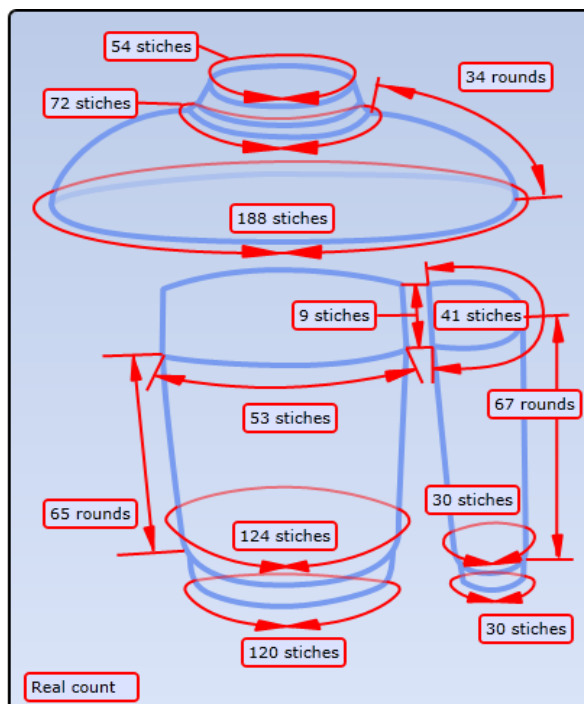
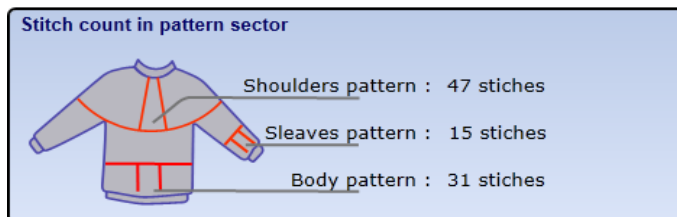
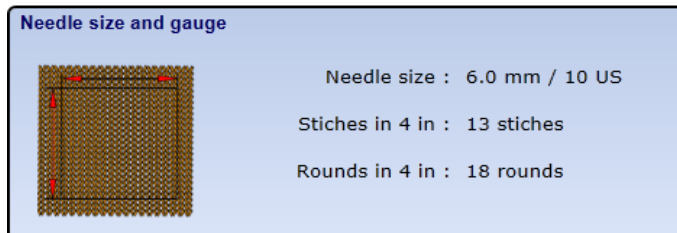
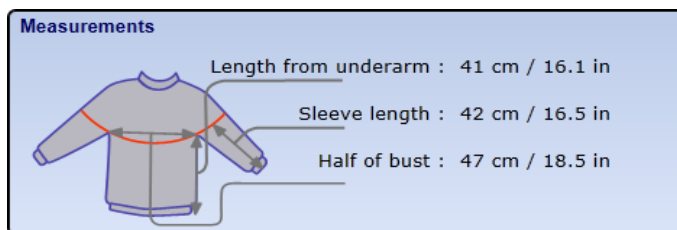


Author : Prjónamunstur

Finished measurements

Bust : 94 cm / 37.0 in
Sleeve length from underarm : 42 cm / 16.5 in
Length from underarm : 41 cm / 16.1 in

Description :



Knitting instructions :

The sweater is knit bottom-up. Start by knitting the body and both sleeves up to the yoke. The underarm stitches of the body and the sleeves are transferred to pieces of scrap yarn or stitch holders and the remaining stitches of the body and the sleeves are combined on a circular knitting needle to form the yoke which is shaped by simple decreases until the neckline stitches are cast off.

The underarm stitches on the body and the sleeves are grafted together by the Kitchener stitch.

Body :

With a 5.0 mm / 8 US circular needle cast on 120 sts. in color 0054 ash heather. Join in a circle and work rib *k1, p1* for 5 cm / 2.0 in. In the last round increase by 4 sts, evenly spaced, (124 sts.)

Change to a 6.0 mm / 10 US circular needle and knit the body pattern. Continue until the body measures 41 cm / 16.1 in from the cast on row. Do not knitt the last 4 sts of the last round.

Set aside and knit the sleeves.

Sleeves :

With a 5.0 mm / 8 US cast on 30 sts. in color nr. 0054 ash heather using double pointed knitting needles. Join in a circle and work 5 cm / 2.0 in in rib k1, p1. Change to 6.0 mm / 10 US needles. Knit the sleeves pattern in st. st. In the 6th row increase 1 sts after the first stitch in the row and 1 stitch before the last stitch in the same row. Repeat increases 10 times in every 6th row. (increases in total > 50 sts)

Continue without further shaping until the sleeve measure 42 cm / 16.5 in from the cast on edge.

Place half of 9 sts on either side of the underarm centre on a piece of scrap yarn or a stitch holder. Set aside and knit the second sleeve in the same way.

Yoke :

Join body and sleeves as follows: With a 6.0 mm / 10 US circular needle using 0054 ash heather, place the last 4 sts and the first 5 sts of body on a stitch holder for the left underarm opening. Knit across the first (left) sleeve. Knit 53 sts from the body to form the front of the sweater. Place next 9 sts of the body on a stitch holder to form the underarm opening for the right hand sleeve. Knit across the second sleeve. Knit the remaining 53 sts of the body. Knit the yoke pattern and the decreases according to the Yoke knitting chart. Change to a shorter circular needle when necessary. When chart has been completed => 72 sts, change to 5.0 mm / 8 US needle, using 0054 ash heather. Knit 1 round decreasing 18 sts evenly spaced => 54 sts. Work *k1, p1* rib for 7 cm / 2.8 in . Bind off loosely.

Finishing :

Graft the underarm stitches of the body and the sleeves together. Weave in loose ends. Fold the neckband in half to the inside and slipstitch in place. Rinse the sweater by hand in lukewarm water and lay flat to dry in the right measurements.